



THE PREVENTIVE MAINTENANCE MAGAZINE

To download these and other posters, scan this QR code.



BAD WEATHER = REDUCED VISIBILITY



1. Clean Windows
2. Go Slow
3. Tap-Tap Brakes
4. Be Alert
5. Increase Following Distance


PIN: 064836-000

CLASSIC LUBE LEAKS

Leaks have CLASS. Here's a leader's guide on what to do about each class of lube leak.

CLASS I


Lube is moist to touch, but doesn't form a drop.



Forget it. It's acceptable.

CLASS II


Lube comes out to form a drop, but not enough to drip off during inspection.



Keep an eye on it. Change the seal if the case loses 15-20% of the lube between scheduled services.

CLASS III

Lube that drips from the item being inspected.



Change the seal.

Figure out what causes Class III leaks. Could be a clogged vent valve or line.

PIN: 064836-000

PMCS THE TRUCKER'S DOZEN



PIN: 064836-000

WHEN CHECKING YOUR TIRES' AIR PRESSURE...



PIN: 064836-000

PMCS AND SAFETY ARE TIMELESS